

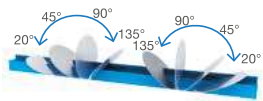
## 500 TSE

500 TSE is a double-head cutting-off machine with controlled axes and blade Ø 500 mm, the machine consists of three main structures, a robust electro-welded steel base with a fixed cutting unit and a mobile cutting unit that slides along the base with electronic positioning (X-axis).

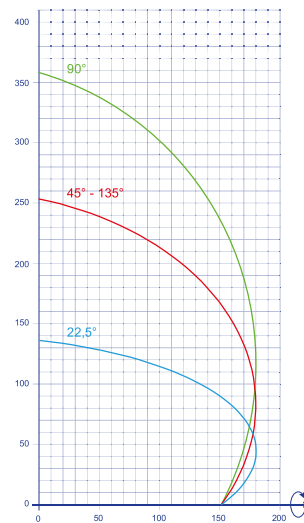
The rotary axes of both Fix and Mobile heads allow the cutting units to tilt at an angle from 45° (internal) to 20° (external). The blade feed is driven by an oil-pneumatic cylinder with output speed regulator and quick return. Thanks to a horizontal clamping system with double cylinder and a vertical clamping system, the perfect clamping of any type of profile is ensured.

The pneumatic protections isolate the operating units during the cutting phase, ensuring excellent protection and easy use of the machine. 500 TSE is a latest generation machine that can be easily integrated in the production cycle with remarkable ease of use thanks to the 15" touch screen monitor on Windows Embedded platform, which allows to easily program all cutting operations.

The machine can be equipped with an industrial label printer that allows its identification and association to the relevant job order.



500 TSE  
500 TS



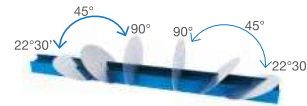
500 TS and 500 D2K are automatic double head cutting machines with pneumatic head rotation. The machines consist of three main structures, a strong electro-welded steel base where the fixed cutting unit is fixed and a mobile cutting unit that slides along the base with electronic positioning (X-axis).

The Rotation of the heads around the horizontal axis is performed by means of pneumatic cylinders. The angles that can be obtained are from 90° to 22°30' external. Intermediate angles are obtained by means of a manually adjustable stop. The blade feed is operated by a hydro-pneumatic cylinder with output speed regulator and quick return.

Thanks to a horizontal clamping system with double cylinder and a vertical clamping cylinder, perfect clamping of any type of profile is ensured. The local pneumatic downstroke protections isolate the operating units during the cutting phase, ensuring excellent protection and easy use of the machine. 500TS and 500D2K are the latest generation machines that can be easily integrated into the production cycle thanks to the touch screen man/machine interfaces, which allow all cutting operations to be easily programmed.

The machines can be equipped with an industrial label printer for identification and association with the relative job.

## 500 TS 500 D2K



500 D2K

